



STATEMENT OF APPROVED BUDGET, UTILIZATIONS, DISBURSEMENTS AND BALANCES
As of the Quarter Ending September 30, 2021


Department : Department of Trade and Industry (DTI)
Agency/Entity : Technical Education and Skills Development Authority
Operating Unit : Central Office
Organization Code : 22 009 0100000
Fund Cluster : 06 Business Related Funds
(e.g. UACS Fund Cluster: 05-Internally Generated Funds and 06-Business Related Funds)

Particulars	UACS CODE	Approved Budget				Utilizations				Disbursements				Balances				
		Approved Budgeted Revenue	Approved Budgeted Revenue	1st Quarter Ending March 31	2nd Quarter Ending June 30	3rd Quarter Ending Sept. 30	4th Quarter Ending Dec. 31	Total	1st Quarter Ending March 31	2nd Quarter Ending June 30	3rd Quarter Ending Sept. 30	4th Quarter Ending Dec. 31	TOTAL	Unutilized Budget	NOT REVENUE AND			
1	2	3	4	5=(3+4)	6	7	8	9	10=(6+7+8+9)	11	12	13	14	15=(11+12+13+14)	16=(5-10)	17	18	
General Administration and Support	1000000000000000	8,430,000.00	8,430,000.00	8,430,000.00	677,036.15	494,299.85	486,811.03	1,658,147.03	1,658,147.03	677,036.15	494,299.85	486,811.03	1,658,147.03	1,658,147.03	6,771,852.97			
General Management and Supervision	100000100001000	8,430,000.00	8,430,000.00	8,430,000.00	677,036.15	494,299.85	486,811.03	1,658,147.03	1,658,147.03	677,036.15	494,299.85	486,811.03	1,658,147.03	1,658,147.03	6,771,852.97			
MOOE		4,030,000.00	4,030,000.00	4,030,000.00	677,036.15	494,299.85	486,811.03	1,658,147.03	1,658,147.03	677,036.15	494,299.85	486,811.03	1,658,147.03	1,658,147.03	4,400,000.00			
CO		4,400,000.00	4,400,000.00	4,400,000.00	677,036.15	494,299.85	486,811.03	1,658,147.03	1,658,147.03	677,036.15	494,299.85	486,811.03	1,658,147.03	1,658,147.03	6,771,852.97			
Sub-Total, General Administration and Support		8,430,000.00	8,430,000.00	8,430,000.00	677,036.15	494,299.85	486,811.03	1,658,147.03	1,658,147.03	677,036.15	494,299.85	486,811.03	1,658,147.03	1,658,147.03	2,371,852.97			
MOOE		4,030,000.00	4,030,000.00	4,030,000.00	677,036.15	494,299.85	486,811.03	1,658,147.03	1,658,147.03	677,036.15	494,299.85	486,811.03	1,658,147.03	1,658,147.03	4,400,000.00			
FinEx (if Applicable)		4,400,000.00	4,400,000.00	4,400,000.00	677,036.15	494,299.85	486,811.03	1,658,147.03	1,658,147.03	677,036.15	494,299.85	486,811.03	1,658,147.03	1,658,147.03	4,400,000.00			
Operations	3000000000000000	7,870,000.00	7,870,000.00	7,870,000.00	791,974.71	524,476.87	1,059,706.65	2,376,158.23	2,376,158.23	791,974.71	524,476.87	1,059,706.65	2,376,158.23	2,376,158.23	5,493,841.77			
OO : Employability increased and/or enhanced	3100000000000000	7,870,000.00	7,870,000.00	7,870,000.00	791,974.71	524,476.87	1,059,706.65	2,376,158.23	2,376,158.23	791,974.71	524,476.87	1,059,706.65	2,376,158.23	2,376,158.23	5,493,841.77			
TECHNICAL EDUCATION AND SKILLS DEVELOPMENT PROGRAM	3103000000000000	7,870,000.00	7,870,000.00	7,870,000.00	791,974.71	524,476.87	1,059,706.65	2,376,158.23	2,376,158.23	791,974.71	524,476.87	1,059,706.65	2,376,158.23	2,376,158.23	5,493,841.77			
Promotion, Development and Implementation of Quality Technical Education and Skills Development Programs	310300100001000	7,870,000.00	7,870,000.00	7,870,000.00	791,974.71	524,476.87	1,059,706.65	2,376,158.23	2,376,158.23	791,974.71	524,476.87	1,059,706.65	2,376,158.23	2,376,158.23	5,493,841.77			
MOOE		7,870,000.00	7,870,000.00	7,870,000.00	791,974.71	524,476.87	1,059,706.65	2,376,158.23	2,376,158.23	791,974.71	524,476.87	1,059,706.65	2,376,158.23	2,376,158.23	5,493,841.77			
Sub-Total, Operations		7,870,000.00	7,870,000.00	7,870,000.00	791,974.71	524,476.87	1,059,706.65	2,376,158.23	2,376,158.23	791,974.71	524,476.87	1,059,706.65	2,376,158.23	2,376,158.23	5,493,841.77			
MOOE		7,870,000.00	7,870,000.00	7,870,000.00	791,974.71	524,476.87	1,059,706.65	2,376,158.23	2,376,158.23	791,974.71	524,476.87	1,059,706.65	2,376,158.23	2,376,158.23	5,493,841.77			
(if Applicable)																		
GRAND TOTAL		16,300,000.00	16,300,000.00	16,300,000.00	1,469,010.86	1,018,776.72	1,546,517.68	4,034,305.26	4,034,305.26	1,469,010.86	1,018,776.72	1,546,517.68	4,034,305.26	4,034,305.26	12,265,694.74			
PS															7,865,694.74			
MOOE																		
FinEx (if Applicable)																		
CO															4,400,000.00			

Certified Correct: 
SHARRON S. ESTIGOY
Chief, Budget Division
Date:

Certified Correct: 
GARRIET M. SAUGON
OIC, Accounting Division
Date:

Recommending Approval: 
MA. MAGDALENA P. BOTAD
Director IV, FMS
Date:

Approved by: 
SEC. ISIDRO S. LAPENA, PH.D., CSEE
Director General
Date:

